

jcmtechnologies  
quick guide  
**INSTALLER**  
**KEEpush**

- MOTION keyboard, 3 channels 868 MHz •
- IP65 · 3 batteries AAA 1,5V •
- Autonomy: 2 years/6000 activations •  
-20 / +55 °C

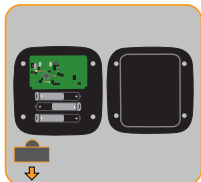
EN

Motion radio wall transmitter with visual interaction and INSTALL&GO installing system

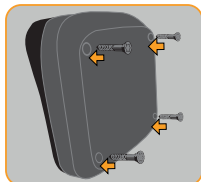
## Description

3-channel motion transmitter; 3 different functions (open door, switch on courtesy light, ...)

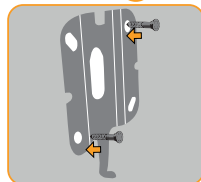
## Installation



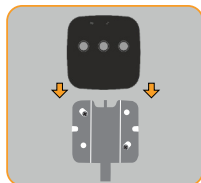
Remove plastic from batteries



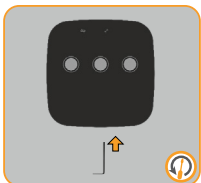
Screw back cover



Fix support



Slide on wall support




Fix device (use provided tool)

**!**  
Do not install near of radiofrequency emitting equipment (it could decrease the life of the batteries)

## Programming

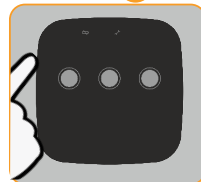
PROG



Enter programming mode in receiver



Wake up



Push the button (channel) to be programmed



Motion radio wall transmitter with visual interaction and INSTALL&GO installing system

jcmtechnologies  
quick guide  
**USER**  
**KEEPush**


- MOTION keyboard, 3 channels 868 MHz •
  - IP65 • 3 batteries AAA 1,5V •
- Autonomy: 2 years/6000 activations •
  - 20 / +55 °C

EN

### Normal use

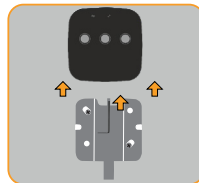


Wake up the device



Select the channel

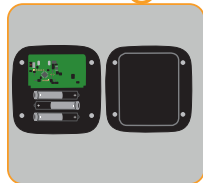
### Battery change



Unscrew device and slide up



Unscrew back cover



Change the batteries  
(3 x 1.5Vdc type AAA)

### Troubleshooting

Check our website for troubleshooting: <https://www.jcm-tech.com/JCM/keepad-keepush/>

### EU Declaration of conformity

The manufacturer JCM TECHNOLOGIES declares that the product KEEPUSH complies with the relevant fundamental requirements of the RED Directive 2014/53/EU and of the RoHS Directive 2011/65/EU.

JCM TECHNOLOGIES, SA · COSTA D'EN PARATGE, 6B · 08500 VIC (BARCELONA) SPAIN

See web page: [www.jcm-tech.com/en/declarations](http://www.jcm-tech.com/en/declarations)

QG\_3200917\_KEEpush\_EN\_Rev03

jcmtechnologies

