



# INSTALLER

## KEEpad

- MOTION keypad, 3 channels 868 MHz •
- IP65 · 3 batteries AAA 1,5V •
- Autonomy: 2 years/6000 activations •

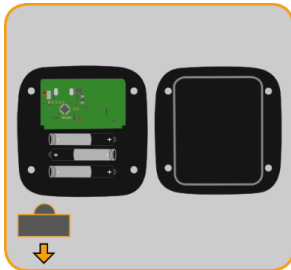


Radio keypad with visual interaction  
and INSTALL&GO start-up

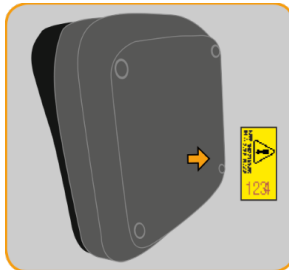
### Description

3-channel motion transmitter; 3 different functions (open door, switch on courtesy light, ...).  
Each of these channels is protected with a password.

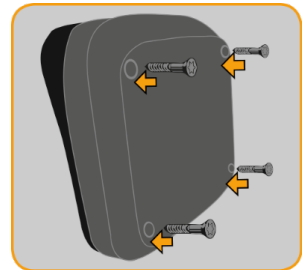
### Installation



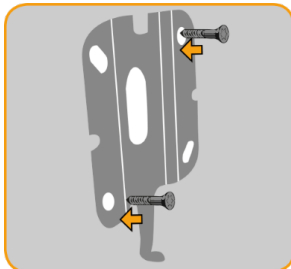
Remove plastic from batteries



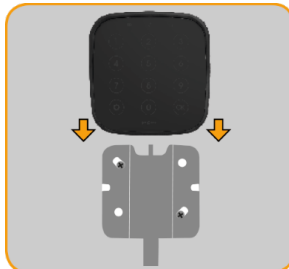
Save master code label in a safe place



Screw back cover



Fix support



Slide on wall support



Fix device (use provided tool)




Do not install near transmitting equipment of radio frequency (it could decrease the battery life time).



## Programming

PROG



Press the red programming button on the receiver



Wake up



Enter the channel password to be programmed + OK

The default passwords are: 1111 for channel 1, 2222 for channel 2 and 3333 for channel 3.

## Reset





Enter configuration mode



Select reset (⚙)



Enter master code (see yellow label +OK)

After a correct master code (  x8  x1 ), the default password are restored and, for safety, the keypad is reset from the receiver (it must be reprogrammed).

Paste here master code label



1234

the

## Problem solving

See our website for troubleshooting [https://installgo.jcm-tech.com/1005396?no\\_lan](https://installgo.jcm-tech.com/1005396?no_lan)

## EC Declarations of Conformity

JCM TECHNOLOGIES, SAU declares herewith this the KEEpad complies with the relevant fundamental requirements of the RED Directive 2014/53/EU, as well as with the Machine Directive 2006/42/EC whenever its usage is foreseen; and with the 2011/65/EU RoHS Directive

C/ COSTA D'EN PARATGE, 6B - 08500 VIC (BARCELONA) SPAIN

See web page [www.jcm-tech.com/declarations](http://www.jcm-tech.com/declarations)

QG\_3200791\_KEEpad(instalador)\_EN\_Rev08





Radio keypad with visual interaction  
and INSTALL&GO start-up



## USER

## KEEpad

- MOTION keyboard, 3 channels 868 MHz •
- IP65 • 3 batteries AAA 1,5V •
- Autonomy: 2 years/6000 activations •



### Configure password



Wake up



Enter configuration mode




Choose channel (1,2 or 3)



Enter current password (4-8 digits + OK)



Enter new password (4-8 digits + OK)

 If you do not remember the current password you must reset the device (see the installer guide).

### Problem solving

See our website for troubleshooting:  
[www.jcm-tech.com](http://www.jcm-tech.com)

	MY PASSWORD	BY DEFAULT
CHANNEL 1		1111
CHANNEL 2		2222
CHANNEL 3		3333

## Normal use



Wake up the device



Enter password + OK

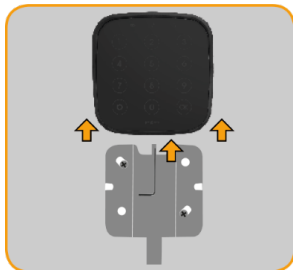
After 3 wrong trials  
the system is locked for  
2 minutes.



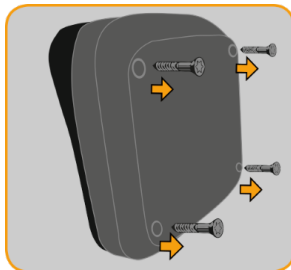
The anti-spy feature allows you to press random numbers before entering the password: the keypad only uses the last digits.



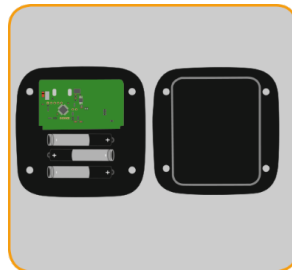
## Batteries replacement




Unscrew device and  
slide on wall support



Unscrew back cover



Replace batteries  
(3 x 1,5Vdc AAA type)

When batteries are near to the end of its useful life time, the  indicator flashes.



## EC Declarations of Conformity

JCM TECHNOLOGIES, SAU declares herewith this the KEEpad complies with the relevant fundamental requirements of the RED Directive 2014/53/EU, as well as with the Machine Directive 2006/42/EC whenever its usage is foreseen; and with the 2011/65/EU RoHS Directive

C/ COSTA D'EN PARATGE, 6B - 08500 VIC (BARCELONA) SPAIN

See web page [www.jcm-tech.com/declarations](http://www.jcm-tech.com/declarations)

